



## Application Instructions for PVC Trim:

**HH-66 Vinyl Cement** can be used to fasten the miter joints on PVC trim (butt, scarf). Care must be taken to ensure that excess adhesive is cleaned, however, as excess HH-66 can yellow over time.

Make sure to shake or stir the HH-66 prior to use, as solvents occasionally can separate.

Make sure both surfaces are clean, dry, and free of dust or particles. The blend of solvents in our cements will help with surface prep. For oily or hard-to-bond surfaces, however, cleaning the surfaces with alcohol or a compatible solvent is recommended.

Apply an even coat of HH-66 to both surfaces to be joined, and allow the adhesive a few minutes to reach a tacky state (generally, 2-5 minutes).



Once the adhesive is tacky, press the materials together for 1-2 minutes and allow the adhesive to bind before use. HH-66 cures quickly - bonds will begin to set on contact and reach full adhesion within 24 hours.


### **IMPORTANT:**



Clean excess adhesive from the trim boards using our HH-66 Thinner or another solvent (MEK or acetone), as the remaining excess will yellow with sun exposure.

---

#### RH ADHESIVES

 Tel. 978-897-8000  
 sales@rhadhesives.com

 308 Old High Street  
Acton, MA 01720

 /rhadhesives  
 /therightglue

rhadhesives.com